


# Pre-Bid Meeting Food Service Management RFP

Pre-Proposal Meeting 3/8/2024

Proposals Due March 28, 2024, by  
2:00 PM

Boerne Independent School District

References: 2022 TAPR Report, 2022 School Report Cards, 2023 Annual  
Comprehensive Financial Report, & PASA Demographic Study Spring 2024



1

## AGENDA



---

- District Demographics
- BISD Child Nutrition Program
- FSMC RFP Clarifications
- Review RFP Timeline
- Contact Information

2

# SCORECARD & PILLARS

Aligned to the district strategic plan, the BISD scorecard and its 4 pillars continue to guide our work to engage, inspire, and enrich our community through innovative learning experiences.




Boerne ISD | 2024

3


## High School Enrollment Projections

- Boerne High School
- 2023-2024 Enrollment 1,354
- 2028-2029 Enrollment 1,590
- Free & Reduced 17.9%
- Champion High School
- 2023-2024 Enrollment 2,149
- 2028-2029 Enrollment 2,645
- Free & Reduced 10.3%



4

# Champion High School



5

# Champion High School cont.




6



## Middle School Enrollment Projections

- **Boerne Middle School North- Free & Reduced 25.8%**
- 2023-2024 Enrollment 796
- 2028-2029 Enrollment 1,001
- **Boerne Middle School South- Free & Reduced 15.7%**
- 2023-2024 Enrollment 953
- 2028-2029 Enrollment 1,323
- **Voss Middle School- Free & Reduced 8.4%**
- 2023-2024 Enrollment 780
- 2028-2029 Enrollment 829



7

## Boerne Middle School North



8


## Elementary School Enrollment Projections

- **Curington Elementary-** Free & Reduced 28.5%
- 2023-2024 Enrollment 602
- 2028-2029 Enrollment 611
- **Fabra Elementary-** Free & Reduced 33.7%
- 2023-2024 Enrollment 697
- 2028-2029 Enrollment 911
- **Fair Oaks Ranch Elementary-** Free & Reduced 7.6%
- 2023-2024 Enrollment 818
- 2028-2029 Enrollment 849



## Elementary School Enrollment Projections

- **Kendall Elementary-** Free & Reduced 23.7%
- 2023-2024 Enrollment 815
- 2028-2029 Enrollment 1,203
- **Cibolo Creek Elementary-** Free & Reduced 18.4%
- 2023-2024 Enrollment 477
- 2028-2029 Enrollment 684
- **Van Raub Elementary-** Free & Reduced 11%
- 2023-2024 Enrollment 870
- 2028-2029 Enrollment 1032



## Elementary School Enrollment Projections

- **Herff Elementary-** Free & Reduced 16.8%
- 2023-2024 Enrollment- 598
- 2028-2029 Enrollment 742
- **Wilson Elementary-**
- 2024-2025 Projected Enrollment 600



11

## Fabra ES



12



# Boerne ISD



- 2023 – 2024 Enrollment 10,910
- 2028 – 2029 Enrollment 13,420

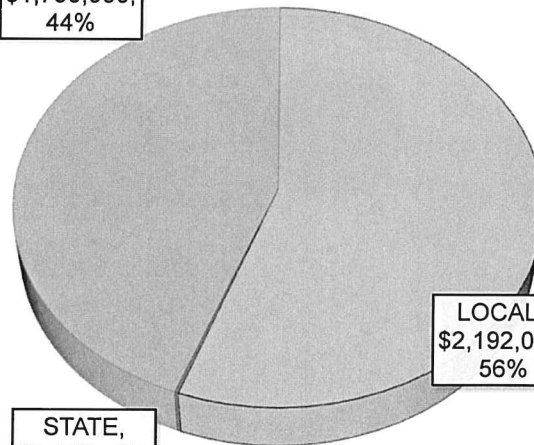
**Free & Reduced  
19.3%**

13

## 2022 – 2023 REVENUE - \$3,945,000

### REVENUE

FEDERAL,  
\$1,750,000,  
44%



LOCAL ,  
\$2,192,000,  
56%

STATE,  
\$8,000, .3%

Local: \$2,192,000 (56%)

State: \$8,000 (0.3%)

Federal: \$1,750,000 (44%)

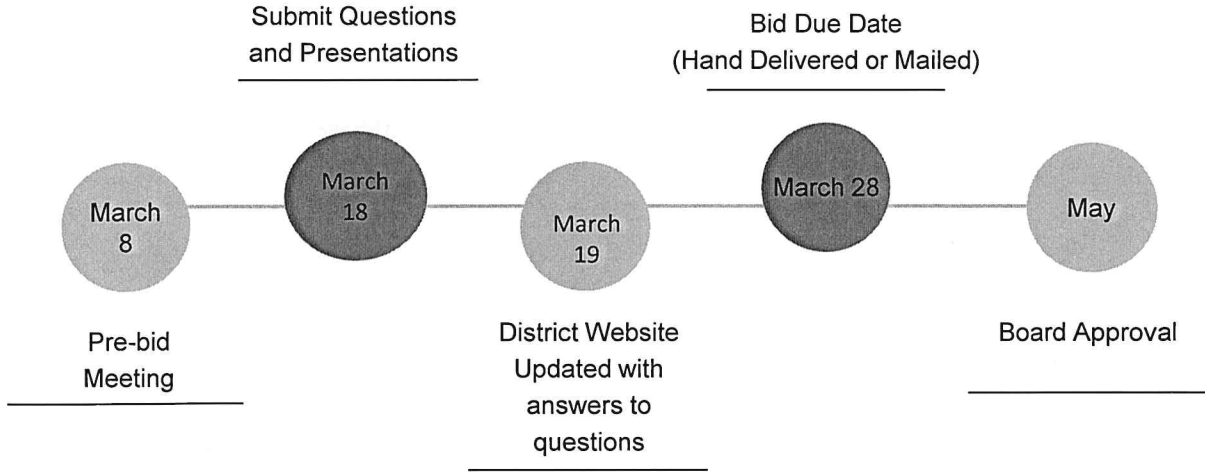
14

# Addendums/Clarifications

None at time of this meeting.

15

# RFP TIMELINE



16



# PURCHASING

<https://www.boerneisd.net/Page/3074>

Title – RFP 23-008 Food Service Management Services

RFP and Addendums can be found on this webpage.

17

Please submit all questions in  
writing to  
[eddie.ashley@boerneisd.net](mailto:eddie.ashley@boerneisd.net)

18





